

Access Valve and Access Fitting Assemblies

Standard Orientations

Horizontal main at drain angle / Vertical access – primary side of center



A01 (M406 or H0454)



A02 (M412 or H0418)



A03 (H0436)




A04 (H0400)

Horizontal main at drain angle / Vertical access – secondary side of center



A05 (M806 or H3254)



A06 (M812 or H3218)




A07 (H3236)




A08 (H3200)

Horizontal main at drain angle / Horizontal access at drain angle



A09 (OM704 or H2268)



A10 (OM708 or H2240)




A11 (OM510 or H1432)




A12 (OM502 or H1404)

Vertical main / Horizontal access at drain angle – below main center




A13 (L608 or V1850)




A14 (L610 or V1822)

Vertical main / Horizontal access at drain angle – below main center and 45° from assembly center



A15



A16



A17




A18

() Denotes former orientation number


Access Valve and Access Fitting Assemblies

Standard Orientations

Vertical main / Horizontal access at drain angle – above main center




A19 (L602 or V1814)




A20 (L604 or V1858)

Vertical main / Horizontal access at drain angle – above main center and 45° from assembly center



A21



A22



A23



A24

Horizontal main / Vertical access



A25 (H1836)



A26 (H1818)



A27 (H1854)



A28 (H1800)

Access fittings orientations




F29 (M6)



F30 (L6)



F31 (M4)



F32 (M8)



F33 (OM5)



F34 (OM7)

() Denotes former orientation number